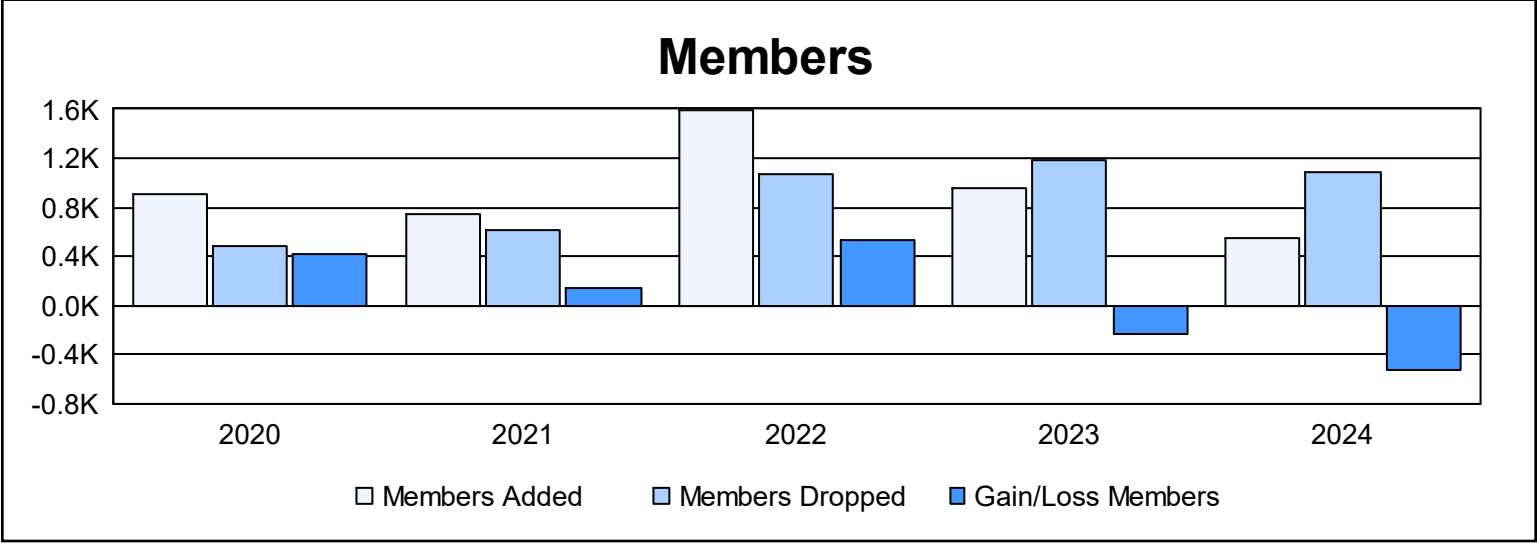
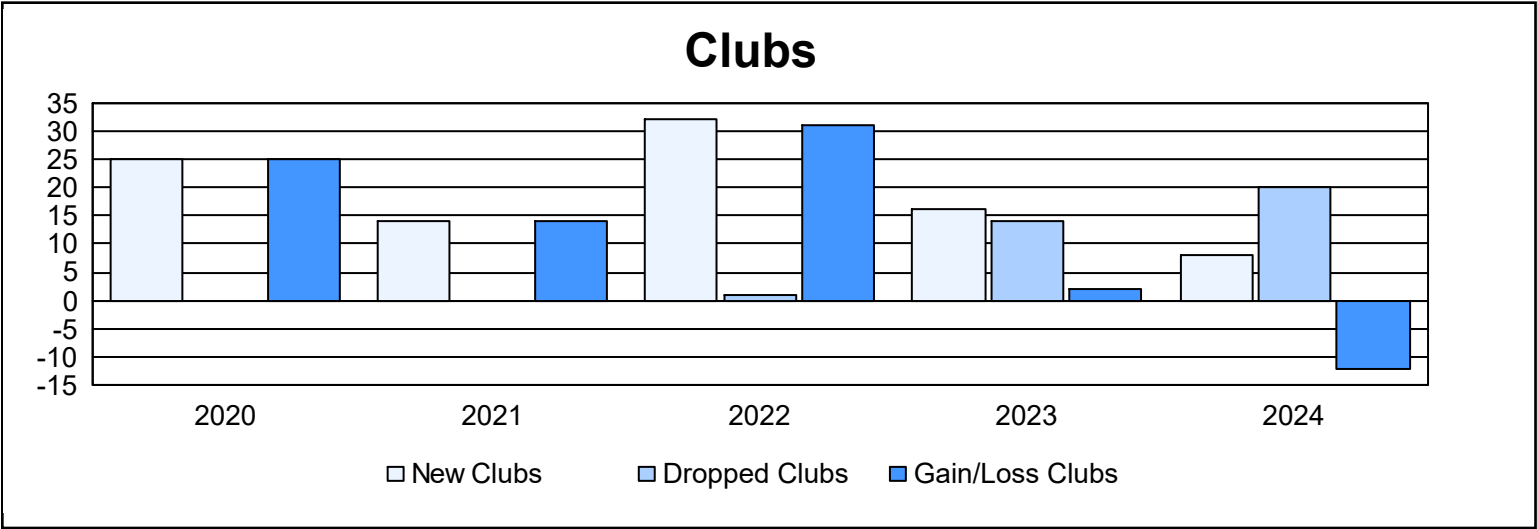
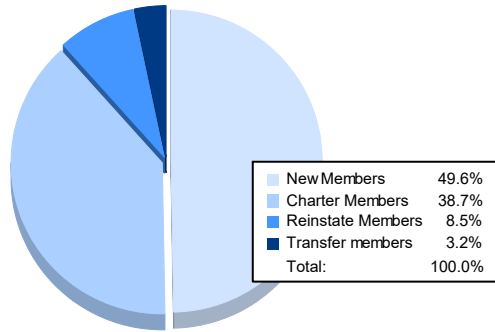


Year	New Clubs	Dropped Clubs	Gain/ Loss Clubs	New Members	Charter Members	Reinstate Members	Transfer Members	Total Member Added	Total Members Dropped	Gain/ Loss Members
2019-2020	25	0	25	297	547	50	5	899	486	413
2020-2021	14	0	14	402	341	2	4	749	609	140
2021-2022	32	1	31	656	868	66	5	1,595	1,070	525
2022-2023	16	14	2	270	498	170	12	950	1,178	-228
2023-2024	8	20	-12	276	215	47	18	556	1,087	-531
Average	19	7	12	380	494	67	9	950	886	64



Membership Composition June 2024 Cumulative



Gender Composition June 2024 Cumulative

